


No brackets, no worries


No brackets required, our new Puma PUPP2GEF Easy Fit is the easiest double power point you will ever fit off.

Designed by Australian electrical contractors with our inhouse design team, we are proud to bring you this ingenious product that uses spring-loaded clamps with built-in fixing screws to maintain maximum tension.

Save money, save time, no brackets, no worries.




Save time



Save money



Order code: **PUPP2GEF**
Power Point Switched
2 Gang 10A 250V
Easy Fit Bracketless Mounting




Here's how it works:




Use the customised cutting template supplied to mark the aperture size in the plasterboard (standard thickness.)



Remove the cover plate. With both hands hold the grid plate while pressing both the spring-loaded clamps approx. 30mm inwards. Do not bend any further.



Insert the grid plate into the aperture, releasing the clamps at the same time. The clamps should adhere to the back of the plasterboard.



Level the grid plate and tighten both fixing screws with a standard Phillips head screwdriver. Attach the cover plate

How secure?

The spring-loaded clamps are designed to hold the power point securely in place and will not move or bow under usage. It cannot be removed without loosening the fixing screws first.

